

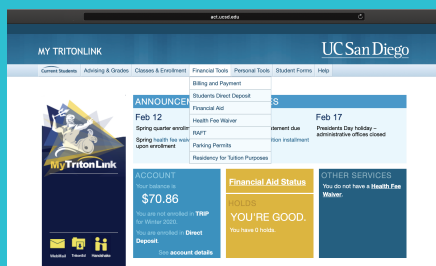
Welcome to



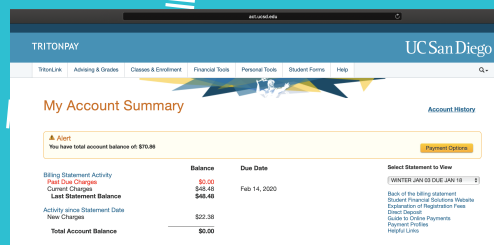
We're excited to announce the launch of our new billing and payment system: **TritonPay**. Where payments are made easier.

HOW TO: Make Payments

① From TritonLink, hover over Financial Tools and then select: Billing & Payment



② At My Account Summary, select Payment Options.



③ You'll be prompted to select a domestic or international payment.

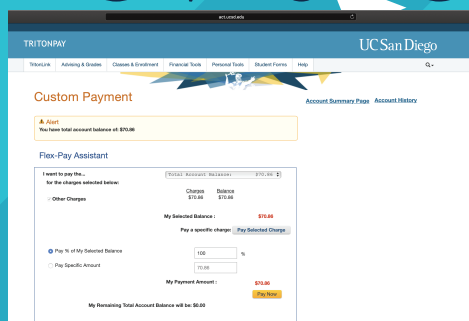
How do you plan to make your payment

- ☐ By echeck or credit card
- ☐ By international wire (Western Union/Flywire) or via mail in check

Cancel OK

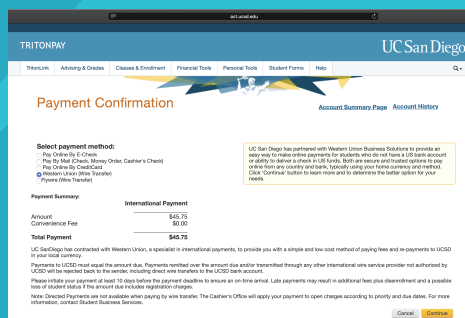
If you're making an international payment, you cannot pay selected charges.

DOMESTIC



Domestic based payments will allow you to select what you want to pay for. Make partial, percentage, past due, specific, current or last statement payments.

INTERNATIONAL



International payments include Western Union and the newly added flywire. Both of which will take you to their respective websites, when selected as a payment method.